

Modular Cooking Range Line
thermaline 90 - 2 Zone Full Surface
Induction Top on Open Base, 2 Sides,
H=700

ITEM # _____

MODEL # _____

NAME # _____

SIS # _____

AIA # _____



589049 (MCJBECE1AO)

Full Surface Induction Top
 on Open Base, 2 zones,
 two-side operated - H2

Short Form Specification

Item No. _____

Unit constructed according to DIN 18860_2 with 20 mm drop nose top and 70 mm recessed plinth. Internal frame for heavy duty sturdiness in stainless steel. 2 mm top in 1.4301 (AISI 304). Flat surface construction, easily cleanable. THERMODUL connection system enables seamless worktop when units are connected and avoids soil penetrating. Large multi-coil glass ceramic surface without any "dead" spots allows for quick and easy cleaning. Features 9 power levels with fast deployment to full heating power and very low heat dissipation to the kitchen. Overheat protection switches off the supply in case of overheating. Metal knobs with embedded hygienic silicon "soft" grip enable easier handling and cleaning. IPX5 water resistance certification.

Configuration: Freestanding, two-side operated, on open base, hygienic class H2.

Main Features

- Overheat protection: a temperature sensor switches off the supply in case of overheating.
- Pans can easily be moved from one area to another without lifting.
- The smooth glass-ceramic surface can be quickly and easily cleaned, thus providing maximum hygiene.
- All major components may be easily accessed from the front.
- THERMODUL connection system creates a seamless work top when units are connected to each other thus avoiding soil penetrating vital components and facilitating the removal of units in case of replacement or service.
- Metal knobs with embedded hygienic "soft-touch" grip for easier handling and cleaning. The special design of the controls prevents infiltration of liquids or soil into vital components.
- Large visible digital display manufactured in tempered glass to resist heat and chemicals, showing temperatures or power settings. The display also shows on/off status of the appliance and on/off status of the heating elements.
- 9 power levels.
- Almost the entire surface of the ceramic plate can be used without "dead" spots.
- Fast deployment with full heating power immediately.
- Low heat dissipation to the kitchen.
- The large surface multi-coil induction top offers a substantial increase in pan and pot capacity thanks to the seamless transition between individual heating zones, ideal for à la carte operation.

Construction

- Control light for each zone.
- 2 mm top in 1.4301 (AISI 304).
- Unit constructed according to DIN 18860_2 with 20 mm drop nose top and 70 mm recessed plinth.
- IPX5 water resistance certification.
- Flat surface construction with minimal hidden areas to easily clean all surfaces
- Internal frame for heavy duty sturdiness in stainless steel.

Sustainability

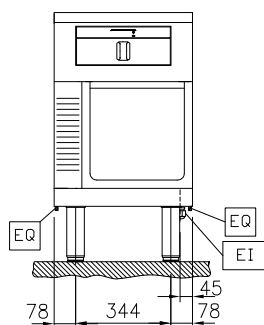


- This model is compliant with Swiss Energy Efficiency Ordinance (730.02).

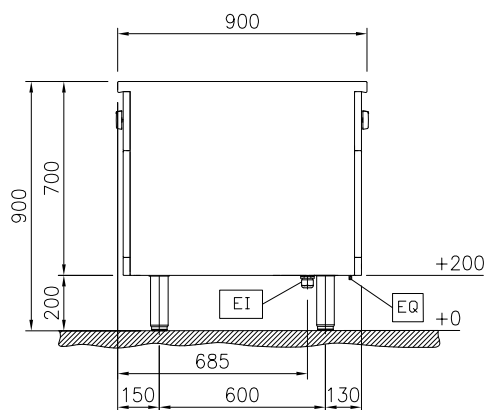
APPROVAL: _____

Optional Accessories

• Scraper for cook tops	PNC 910601	<input type="checkbox"/>
• Connecting rail kit, 900mm	PNC 912502	<input type="checkbox"/>
• Stainless steel side panel, 900x700mm, freestanding	PNC 912512	<input type="checkbox"/>
• Portioning shelf, 500mm width	PNC 912523	<input type="checkbox"/>
• Portioning shelf, 500mm width	PNC 912553	<input type="checkbox"/>
• Folding shelf, 300x900mm	PNC 912581	<input type="checkbox"/>
• Folding shelf, 400x900mm	PNC 912582	<input type="checkbox"/>
• Fixed side shelf, 200x900mm	PNC 912589	<input type="checkbox"/>
• Fixed side shelf, 300x900mm	PNC 912590	<input type="checkbox"/>
• Fixed side shelf, 400x900mm	PNC 912591	<input type="checkbox"/>
• Stainless steel front kicking strip, 500mm width	PNC 912631	<input type="checkbox"/>
• Stainless steel side kicking strip left and right, freestanding, 900mm width	PNC 912657	<input type="checkbox"/>
• Stainless steel plinth, freestanding, 500mm width	PNC 912955	<input type="checkbox"/>
• Connecting rail kit: modular 90 (on the left) to ProThermatic tilting (on the right), ProThermatic stationary (on the left) to ProThermatic tilting (on the right)	PNC 912975	<input type="checkbox"/>
• Connecting rail kit: modular 80 (on the right) to ProThermatic tilting (on the left), ProThermatic stationary (on the right) to ProThermatic tilting (on the left)	PNC 912976	<input type="checkbox"/>
• Endrail kit, flush-fitting, left	PNC 913111	<input type="checkbox"/>
• Endrail kit, flush-fitting, right	PNC 913112	<input type="checkbox"/>
• Endrail kit (12.5mm) for thermaline 90 units, left	PNC 913202	<input type="checkbox"/>
• Endrail kit (12.5mm) for thermaline 90 units, right	PNC 913203	<input type="checkbox"/>
• Insert profile d=900	PNC 913232	<input type="checkbox"/>
• Perforated shelf for warming cabinets and cupboard bases (two-side operated for TL90)	PNC 913236	<input type="checkbox"/>
• Side reinforced panel only in combination with side shelf, for freestanding units	PNC 913260	<input type="checkbox"/>
• Shelf fixation for TL80-85-90 one-side operated, TL80 two-side operated	PNC 913279	<input type="checkbox"/>
• Filter W=500mm	PNC 913664	<input type="checkbox"/>

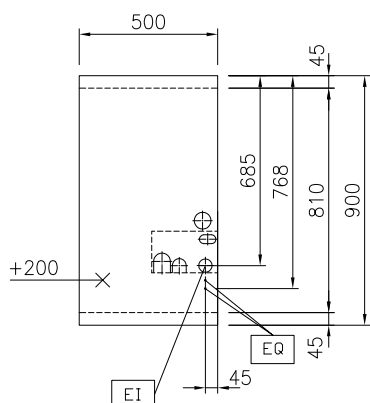


Front



Side

EI = Electrical inlet (power)
 EQ = Equipotential screw



Top

Electric

Supply voltage:	400 V/3N ph/50/60 Hz
Total Watts:	14 kW

Key Information:

External dimensions, Width:	500 mm
External dimensions, Depth:	900 mm
External dimensions, Height:	700 mm
Storage Cavity Dimensions (width):	340 mm
Storage Cavity Dimensions (height):	330 mm
Storage Cavity Dimensions (depth):	740 mm
Net weight:	51 kg
Configuration:	Both-Sides Operated;On Base
Front Plates Power:	7 - 0 kW
Back Plates Power:	7 - kW
Front Plates dimensions:	340x370
Back Plates dimensions:	340x370
Induction Top Dimensions (width):	500 mm
Induction Top Dimensions (depth):	900 mm

Sustainability

Current consumption: 21.5 Amps